



USER GUIDE

Machē®
Stronger Together™

DYED / PROCESSED HAIR





MACHĒ SECRETS



LITTLE FOAM



Foam products don't nourish or protect your hair! But if you notice a little foam here, don't worry. MACHĒ Strengthening Shampoo is sulfate-free, so it works without foaming and doesn't affect your hair's natural hydration.




SIRPRISING SOFTNESS

MACHĒ Repairing Conditioner is very gentle on hair; it prevents frizz and is extraordinary at handling and detangling unruly hair, without leaving it greasy. Remember to leave it in long enough (4 to 5 minutes).



SHINE AND CONTROL



From the first application, the Protective MACHĒ Oil notably improves your hair's shine, manageability and lessens frizz, as well as protects it from dulling heat, UV rays, and external agents.



VISIBLE RESULTS

By using the Wonder Brush, Strengthening Shampoo, and Repairing Conditioner for 2 weeks, you will have naturally beautiful hair, strengthened and healthy from the root.



TIME AND AMOUNT OF PRODUCT MAY DIFFER

There are basically four different types of hair. To see the full power of MACHĒ in action, we recommend adjusting the amount of Strengthening Shampoo and Repairing Conditioner used and the duration you use it on your hair. Use our guide below; simply choose your hair type.






USER GUIDE

GET READY:

Before showering, brush your hair with the MACHĒ Wonder Brush.



WASH




1. Get your hair wet.



2. Take a sufficient portion of the Strengthening Shampoo in your fingertips and gently massage it into your damp scalp from top to bottom.



3. Let it sit for 3 to 4 minutes.



4. Rinse thoroughly with lukewarm to cold water.



CONDITIONER



5. Take about a teaspoon of the Repairing Conditioner in your fingertips, and apply it from the hair's mid-length to ends.



6. Leave it for 5 minutes. Take time to wash your body.



FINISH



7. After showering, dry your hair (without rubbing) with a soft towel.



8. Pour 2 to 4 drops of the oil onto the palm of your hand.



9. Distribute the oil in your hands and then apply to damp or dry hair, from its mid-length to ends.



12. Style your hair as you please.



10. If your hair is voluminous, repeat steps 2 and 3.


11. Remember, no need to rinse the oil!



TIPS

Do a double wash three times a week, that is, repeat the wash step before moving on to the conditioner. This helps remove all dirt and impurities.

It's best dried with a cotton or microfiber cloth.
Also, you should never sleep with wet hair.





OILS YOU CAN USE ON YOUR HAIR

HAIR OILS



- Accelerates hair growth
- Improves the appearance of the scalp



- Promotes hair growth
- Strengthens the follicles
- Provides a cooling sensation on the scalp



- Reduces greasy-feeling scalps
- Promotes hair growth
- Strengthens the hair
- Improves the hair's thickness



- Helps maintain a healthy scalp (reduces dandruff)
- Encourages hair growth

SUGGESTION OF USE:

Before washing your hair with the Strengthening Shampoo, as you would normally do, leave a mixture of an essential oil + VINTARI Fractionated Coconut Oil on your scalp for 5 to 10 minutes.

PRECAUTIONS:

To avoid irritation and allergic reactions, it is important to avoid applying the essential oil directly to the skin, especially if you have sensitive skin. We always recommend you dilute it with VINTARI Fractionated Coconut Oil.



HAIR OILS



- Promotes hair growth
- Reduces greasy-feeling scalp
- Helps reduce hair loss



- Helps maintain a healthy scalp (reduces dandruff)



- Helps regulate sebum production on the scalp
- Ideal for oily skin



- Protects and cares for the skin (antiseptic)

SUGGESTION OF USE:

Before washing your hair with the Strengthening Shampoo, as you would normally do, leave a mixture of an essential oil + VINTARI Fractionated Coconut Oil on your scalp for 5 to 10 minutes.

PRECAUTIONS:

To avoid irritation and allergic reactions, it is important to avoid applying the essential oil directly to the skin, especially if you have sensitive skin. We always recommend you dilute it with VINTARI Fractionated Coconut Oil.



Machē®
Stronger Together™

MACHEBEAUTY.COM